

S T A I N L E S S S T E E L
L E D L I G H T I N G

The WT Series from Water-Tec

Technology Made Simple



Established in 2005 Water-tec has been providing bespoke underwater LED lighting for the swimming pool industry for many water features and designers such as William Pye and David Harbour.

All Water-tec products are designed and manufactured in the UK by a team of highly qualified engineers. With LED now becoming the industry standard, Water-tec can offer the very latest in LED technology along with a complete lighting control package.

The WT series offers high lumination set in an extremely elegant flush fitting housing with polished 316 stainless steel face. Fixing application could not be easier due to either push fit or threaded connection into ABS pipe, inlets or custom-made wall niches.

Polished Stainless Steel & Hard Anodised Casing

Using AISI 316L highly polished stainless steel and a hard anodised process ensures that all Water-tec lights offer the very best anti-corrosion and aesthetic looks that will enhance any pool.

All Water-tec light casings are 'Hard Anodising' which ensures excellent corrosion resistance. Hard anodising creates a perfectly formed and scientifically controlled oxide layer, which ensures a surface of unparalleled corrosion resistance making the casing surface as tough as diamond. Highly durable in marine environments, due to its resistance to chlorides and sulphates, hard anodised aluminum is non-conductive, can be bolted to brass or steel without generating a galvanic reaction; therefore, it is qualified for use in salt/corrosive atmospheres.


The lighting diagrams, right, are to be used as a guide only. Specifying lighting for a swimming pool has many variables. It is important to establish the intensity of light required within pool and how many lights are installed to determine this. The colour of the pool finish i.e. using dark tiles and the ambient light used for lighting the room must also be considered.

RGB (Red, Green & Blue) LED lighting has a much lower luminosity and is often used for 'mood type' lighting therefore, we suggest reducing the chart output figures by 50-75% dependant on whether single or multiple colours are used.

5 METRE POOL WIDTH



WT1




WT1 - Medium Pool Light - 85mm Dia.
WHITE 1570lm
RGB 471lm (Combined)
24v DC
Built in LED driver.

Suitable for:
Concrete Pools only
White or RGB colour
Wireless/Bluetooth control

The WT1 push fit LED lamp offers high lumination set in an extremely elegant flush fitting housing with polished 316 stainless steel face.

Designed to replace the old inefficient and hot halogen light. Fixing application could not be simpler utilising a push fit design into two inch ABS pipe work. The WT1 offers 100% controllability, near zero heat projection and extreme reliability.



Square plate available



WT1



WT1



WT2



WT3



WT3



WT4



WT4





WT5



Bespoke


WT2




WT2 - Medium Pool Light - 106mm Dia.
WHITE 1570lm
RGB 471lm (Combined)
24V DC

Suitable for:
Concrete and Liner Pools
White or RGB colour
Wireless/Bluetooth control

Manufactured to the same specification as the WT1 the WT2 has an in-built external thread to fit any 1.5" BSP threaded inlet. Offering high lumination and an elegant fluted, polished 316 stainless steel face the WT2 delivers 100% controllability, near zero heat projection and extreme reliability.



WT1



WT1



WT2




WT3



WT3



WT4



WT4



WT5



Bespoke

WT3



WT3 - Small Spa /Step Light - 55mm Dia.

WHITE 200lm
RGB 215lm (Combined)
24V DC

Suitable for:

Concrete Pools only
White or RGB colour
Wireless/Bluetooth control

The WT3 light has been designed to light up Spa or Step areas and can be supplied with either a round or square facia. The WT3 delivers 100% controllability, near zero heat projection and extreme reliability.



Square plate available



WT1



WT1



WT2



WT3



WT3



WT4



WT4





WT5



Bespoke

WT4



Square plate available

WT4 - Main Pool Light - 130mm Dia.

WHITE 3800lm
RGB 1890lm (Combined)
24V DC

Suitable for:

Concrete Pools only
White or RGB colour
Wireless/Bluetooth control

The WT4 is ideal for new concrete pool installations. Designed to push fit into a plastic delrin housing niche (sold separately). The WT4 offers high lumination and an elegant fluted, polished 316 stainless steel face and delivers 100% controllability, near zero heat projection and extreme reliability.



WT1



WT1



WT2



WT3



WT3



WT4



WT4




WT5



Bespoke

WT5



WT5 - Main Pool Light - 150mm Dia.

WHITE 3800lm
RGB 1890lm (Combined)
24V DC

Suitable for:

Concrete Pools only
White or RGB colour
Wireless/Bluetooth control

The WT5 is ideal for new and existing concrete pool installations, designed to screw into a dedicated 1.5" BSP Procopi Inlet (sold separately). The WT5 offers high lumination and an elegant fluted, polished 316 stainless steel faced delivering 100% controllability, near zero heat projection and extreme reliability.

The WT5 can also replace Adagio PLA 100 or 170 type lights (24V transformer required).



WT1



WT1



WT2




WT3



WT3



WT4



WT4



WT5



Bespoke

You're in control

A light system that can be controlled and adapted to suit your customers needs. Choose from conventional on/off control, touch pad patrice, remote control or wi fi operation.

Mood Lighting

All the WT series is available in RGB (Red, Green & Blue) thus creating a unique colour lighting system that is controlled by the end user.



RGB Remote Control

RGB Touch Control

White Touch Control

Blue Tooth

Wi Fi

Bespoke and commercial

Water-tec are able to offer custom fit/design lights for new installations. In addition, they can also cater for replacing troublesome existing light systems in domestic or commercial use. Please contact us for further details.

